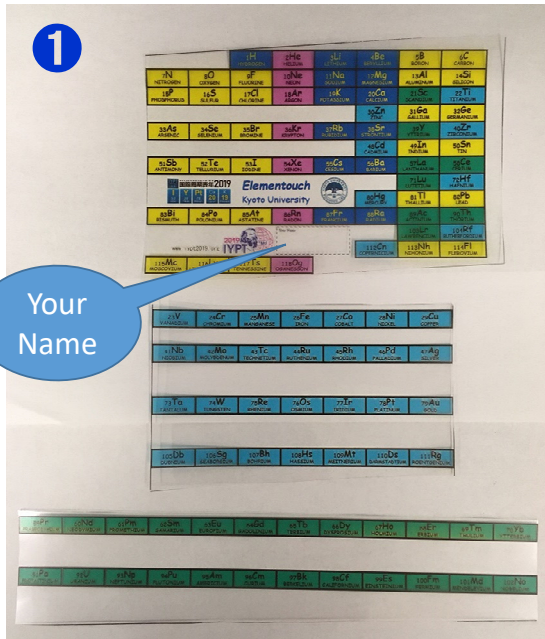


How to make your own *Elementouch*

Yoshiteru Maeno (Kyoto University)

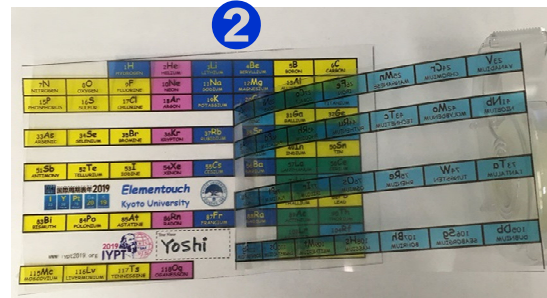
Cut into three sheets




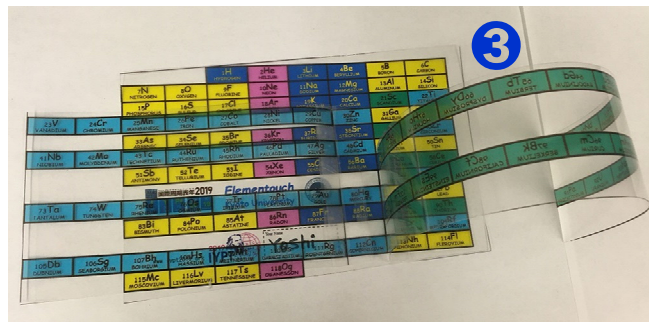
Your Name

White paper is also needed.

d-electron elements
Tape both sides



f-electron elements
Tape both sides



4


Same as 3
d- and f-electron
elements
taped on both
sides



Make s&p into tube

5

Make d into tube,
f into tube



6

7

<http://www.ss.scphys.kyoto-u.ac.jp/elementouch/index.html>

Insert the
white paper
into the center.



8

Your *Elementouch* !



<https://iypt.jp/index.html>



<https://iypt2019.org/>